

Make Your Mark

The UK's largest youth consultation




2017 RESULTS

954,766 votes

1 in 6

11-18 year olds vote




Over 550

young volunteers recruited to help consult their peers



894

schools, colleges and youth organisations supported the campaign and vote



ISSUES

A Curriculum to prepare us for life (Devolved) - **130,674**

Transport (Devolved) - **128,749**

Work Experience hubs for 11-18 year olds (Devolved) - **121,695**

Mental Health (Devolved) - **119,186**

Votes at 16 (UK wide) - **100,231**

Protect LGBT+ People (UK wide) - **99,817**

First Aid Education for All Young People (Devolved) - **83,220**

Protect schools budgets from damaging cuts (Devolved) - **59,609**

Make the Invisible visible (Devolved) - **54,495**

Support for Young Carers (Devolved) - **51,001**

The Make Your Mark ballot orders the top five issues, but those chosen for the UK wide priorities debate must include 2 UK wide topics and 3 reserved English only topics. Due to the devolved nature of the UK democracy and to ensure relevant representation of the issues from the all nations.

TOP 5s

Highest % turnout

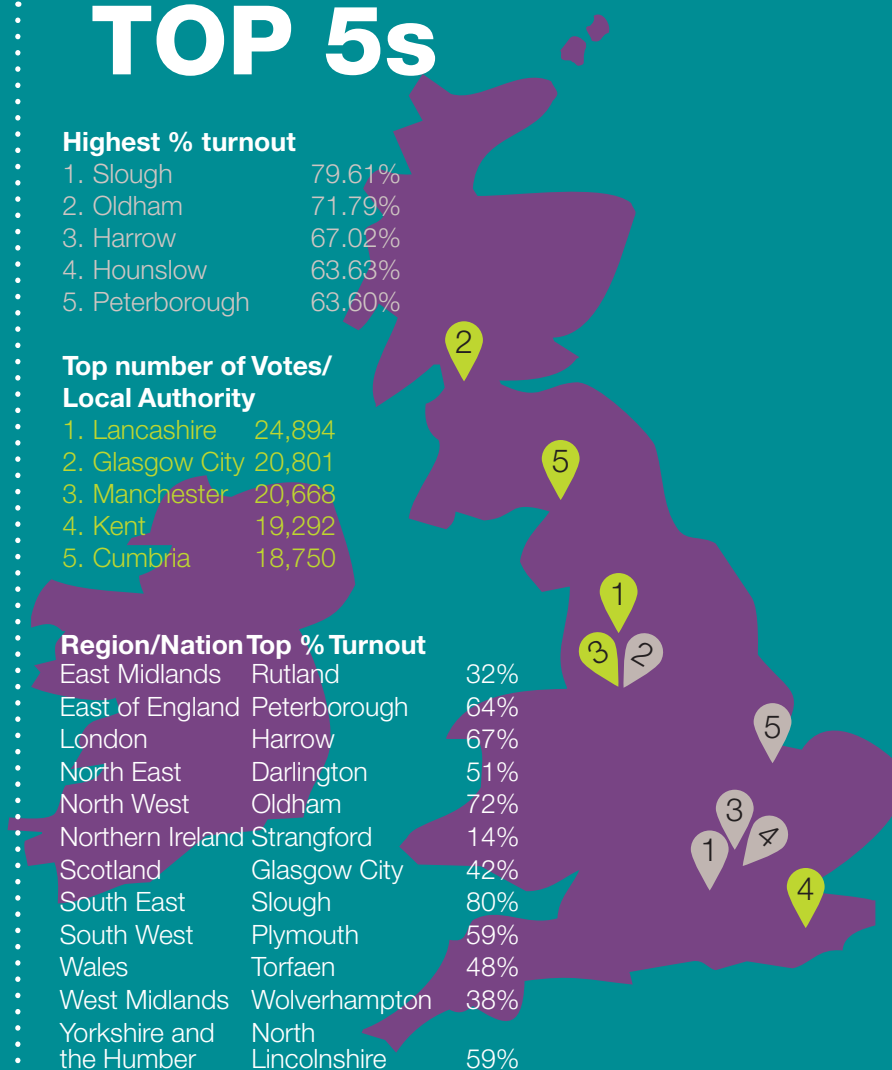
1. Slough 79.61%
2. Oldham 71.79%
3. Harrow 67.02%
4. Hounslow 63.63%
5. Peterborough 63.60%

Top number of Votes/ Local Authority

1. Lancashire 24,894
2. Glasgow City 20,801
3. Manchester 20,668
4. Kent 19,292
5. Cumbria 18,750

Region/Nation Top % Turnout

East Midlands	Rutland	32%
East of England	Peterborough	64%
London	Harrow	67%
North East	Darlington	51%
North West	Oldham	72%
Northern Ireland	Strangford	14%
Scotland	Glasgow City	42%
South East	Slough	80%
South West	Plymouth	59%
Wales	Torfaen	48%
West Midlands	Wolverhampton	38%
Yorkshire and the Humber	North Lincolnshire	59%



Make Your Mark

2011-2017



Over
4.5 million
votes cast

RECURRING ISSUES

x5

- Curriculum for Life
- Transport
- Votes at 16

x4

- Living Wage/minimum wage
- Work experience/getting ready for work

x3

- Mental health

x2

- Bullying
- Tackling racism & religious discrimination

MYPs EQUAL OPPORTUNITY STATISTICS



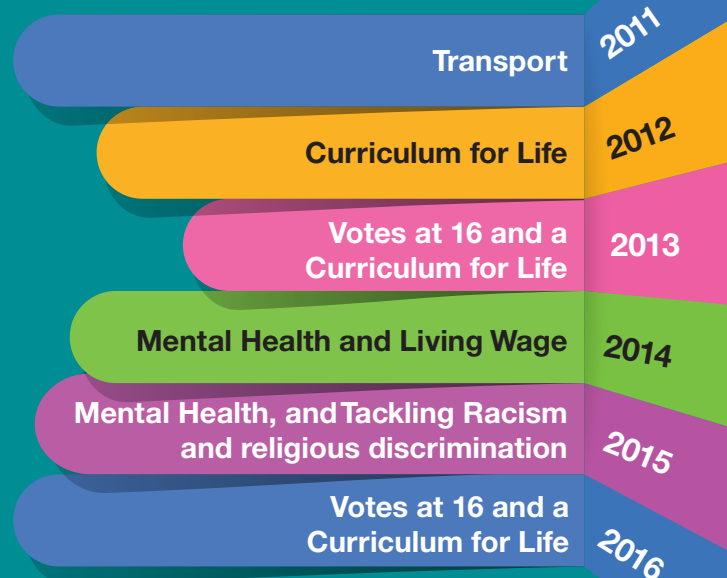
52% are Female

38% identify as Black, Asian or a Minority Ethnic group



14% tell us they have a disability

Campaigns chosen at the MYP House of Commons debate:



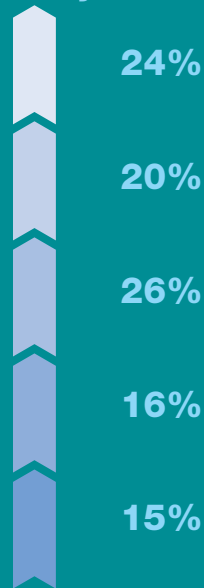
2017: MYPs will debate this years' top 5 issues, and decide 2 campaigns on 10th November

DIVERSITY IN 2017

MYPs IN ENGLAND

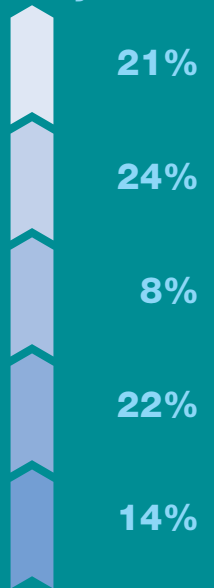
SCHOOL, COLLEGE & YOUTH GROUPS [registered to take part in Make Your Mark 2017]

Most Wealthy Ward



Most Deprived Ward

Most Wealthy Ward



Most Deprived Ward

Data: Index of Multiple Deprivation, DCLG, 2015. England only



Produced by
The British Youth Council
the youth-led charity making
a difference for our future.

Proudly supporting
youth social action



Switchboard: 020 7250 8374
Visit: www.byc.org.uk
Follow us on **Twitter** and **Facebook**